

PROJECT 10073 RECORD CARD

1. DATE 29 Oct 1963		2. LOCATION Fairfield, Illinois		12. CONCLUSIONS <input type="checkbox"/> Was Balloon <input type="checkbox"/> Probably Balloon <input type="checkbox"/> Possibly Balloon <input type="checkbox"/> Was Aircraft <input type="checkbox"/> Probably Aircraft <input type="checkbox"/> Possibly Aircraft <input type="checkbox"/> Was Astronomical <input type="checkbox"/> Probably Astronomical <input type="checkbox"/> Possibly Astronomical <input checked="" type="checkbox"/> Other <u>Rock</u> <input type="checkbox"/> Insufficient Data for Evaluation <input type="checkbox"/> Unknown	
3. DATE-TIME GROUP Local _____ GMT _____		4. TYPE OF OBSERVATION <input checked="" type="checkbox"/> Ground-Visual <input type="checkbox"/> Ground-Radar <input type="checkbox"/> Air-Visual <input type="checkbox"/> Air-Intercept Radar			
5. PHOTOS <input type="checkbox"/> Yes <input checked="" type="checkbox"/> No Physical Specimen		6. SOURCE Civilian			
7. LENGTH OF OBSERVATION ---		8. NUMBER OF OBJECTS One	9. COURSE Found on Ground		
10. BRIEF SUMMARY OF SIGHTING Object found and reported to be radio-active. Object analysis by AF indicated no radio-activity at time of acceptance by officials from Scott AFB. Flown to WPAFB for analysis.			11. COMMENTS Object split and submitted to Northwestern University Geology Dept and ASD. Terrestrial concretion common to Pennsylvanian Strata of Illinois		

NORTHWESTERN UNIVERSITY
EVANSTON, ILLINOIS

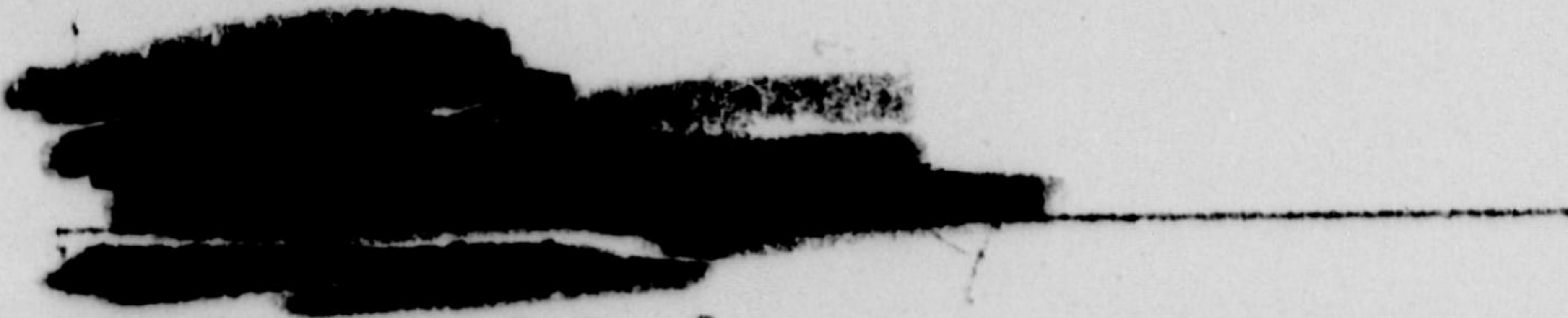
DEPARTMENT OF GEOLOGY

PRELIMINARY REPORT ON DR. HZNEK'S OBJECT

The following remarks are based on conversations with members of the Geology Department. Greater detail would require removal of a portion of the object for microscopic study.

This is a clay-ironstone concretion, with an outer rim of marcasite (FeS_2) and an interior probably of argillaceous siderite (FeCO_3). This concretion probably split along the original bedding of the host rock. It is definitely a terrestrial object. Concretions of this sort are common in the Pennsylvanian strata of Illinois.

November 27, 1963



Professor of Geology

SUBORDER (Ref ASDR 80-4)

1. TO (Supporting Element) FTD TDEW	2. DATE 31 October 1963	3. FOR SERVICE IN SUPPORT OF: SYSTEM NO.	4. FILE OR LEDGER NO. INITIATING ELEMENT
5. DATE COMPLETION REQ.	6. PRIORITY ROUTINE	PROJECT NO. 5-661-02	SUPPORTING ELEMENT 3-1807
7. SECURITY CLASSIFICATION OF WORK REQUESTED UNCLASSIFIED	8. PRECEDENCE RATING	TASK NO.	
9. A/C TYPE, MODEL AND SERIAL NO.		PROGRAM STRUCTURE	OTHER
		TITLE	

10. DESCRIPTION OF WORK

1. ANALYSIS OF COMPOSITION. (ROCK) NO. 2

2. " " (CRYSTALS) NO. 1

Returns unused portions

CONTINUED ON REVERSE SIDE

FOR USE OF RESPONSIBLE ELEMENT

11. INITIATED BY SGT. MOODY	12. APPROVED BY	13. CHIEF (Responsible Element)
ORGN SYMBOL FTD EXT 69216	ORGN SYMBOL EXT	

FOR USE OF SUPPORTING ELEMENT

14. ESTIMATED COMPLETION	15. PROJECT ENGINEER OR PLANNER	16. CHIEF (Supporting Element)
DATE	ORGN SYMBOL EXT	
MAN-HOURS		

CLOSING ACTION

17. REASON: <input type="checkbox"/> COMPLETED <input type="checkbox"/> CANCELLED	20. CHIEF (Supporting Element) <i>Order & Plan Capt. LISAH</i>	21. CHIEF (Responsible Element)
18. DATE COMPL 6 Dec 63	19. M/HRS EXP 6	

AERONAUTICAL SYSTEMS DIVISION
WRIGHT-PATTERSON AIR FORCE BASE, OHIO

MATERIALS PHYSICS DIV
AF MATERIALS
LABORATORY

EVALUATION REPORT
IDENTIFICATION OF ROCK OBJECT

REPORT NR: MAY 63-37
PROJECT NR: G-661-02
MANUFACTURER:
SUBMITTED BY: FTD
Sgt. Moody

DATE: 5 December 1963
TYPE EVALUATION:
SPEC NR:
ITEM SERIAL NR:

I. PURPOSE

To conduct spectographic and X-ray diffraction analyses to determine the chemical composition of: (1) Half of round object and, (2) A crystalline compound.

II. FACTUAL DATA

1. The crystalline compound and the round object were submitted for analysis and assigned Analytical Branch Nos. 3-1759 and 3-1807, respectively.
2. X-ray diffraction identified the crystalline compound as sodium chloride.
3. A sample was taken from the three different areas of the round object shown in the attached photograph, and examined by emission and X-ray spectroscopy. The results are as follows:

A. Emission Analysis:

(1)	Element	Estimated Percentage		
		Outside	Next Layer	Inside
	Silicon	.3	.3	.6
	Magnesium	.05	.05	1.0
	Manganese	<.01	<.01	.6
	Aluminum	.1	.07	.6
	Iron	50	50	2.0
	Nickel	.01	.01	<.01
	Calcium	1.0	1.0	60

(2) All values are \pm 30 per cent of reported value.

THIS REPORT IS NOT TO BE USED IN WHOLE OR IN PART FOR ADVERTISING OR SALES PROMOTION PURPOSES

B. X-ray Diffraction Analysis:

X-ray diffraction patterns identified the two outside layers as Iron Pyrite and the inner layer as Calcium Carbonate mixed with about two per cent Iron.

III. CONCLUSION

None.

IV. RECOMMENDATIONS

None, data merely submitted.

PREPARED BY:

Doctor S. Morrisey
Doctor S. MORRISEY, Capt., USAF
MAYA

PUBLICATION REVIEW

This report has been reviewed and is approved.

Freeman F. Bentley
FREEMAN F. BENTLEY
Chief, Analytical Branch
Materials Physics Division
AF Materials Laboratory

DISTRIBUTION:
FTD (Sgt. Moody)
MAY
MAYA (5 cys)
MAAM (Library)

MAY 63-37

460 - 15 info

[REDACTED]

extension

Oct 63
Fairfield, Ill

William - Q3-12
Plans + Programs Officer

27 Oct 63 - received

30 Oct 63 →

[REDACTED]

[REDACTED]

1405th ABW (WGP)
Scott AFB, Illinois

On 29 Oct 63 he received word on rock
at Fairfield, Illinois. On 30 Oct 63
he viewed the object + flew it
into W-P Aft, Ohio.

OFFICIAL FILE COPY

TDEW

5 Nov 63

[REDACTED]
Fairfield, Illinois

Dear [REDACTED],

[REDACTED], of the 1405th Air Base Wing, Scott Air Force Base, has turned over to my office an object which was found by you at Ridgeway Bottoms. I wish to take this opportunity, on behalf of the Air Force, to thank you for your cooperation.

The object was turned over to us in two pieces. I have taken the liberty of sending one piece to the Geology Department of Northwestern University and the other piece was forwarded to our materials laboratory here at Wright-Field.

A Visual Analysis of the object was made and it appears that your object has experienced no space residency. Although this object appears to have no scientific value to the Air Force, I have asked for a Spectrochemical Analysis in order to determine its materials composition and possibly in this way we may be able to determine its historical background.

Perhaps your science class might be interested in our findings; therefore, I will send you the results of our findings as soon as it becomes available. At the conclusion of the tests, I will also return your object.

Sincerely,

HECTOR QUINTANILLA, Jr
Captain, USAF
Chief, Aerial Phenomena
Branch

cc: [REDACTED]
Scott AFB, Illinois

OFFICIAL FILE COPY

OFFICIAL FILE COPY

WDEW/TSgt. Moody/69216

Item for Shipping

5 DEC 1963

TEMU/Mr Harold Shaw

1. Request you ship the attached rock to [REDACTED] of [REDACTED], Fairfield, Illinois.

2. This rock was turned over to representatives of the Air Force at Scott AFB, Illinois, and flown to Wright-Patterson AFB for analysis, with the understanding that remnants, if any, be returned as soon as the analysis was completed.

3. This item is to be shipped by whatever means you deem necessary. However, the object should be packed in a wooden crate or box, packed so as not to incur further damage.

4. The cost of shipping may be funded by Project G661-01.

ERIC T de JONCKHEERE
Colonel, USAF
Deputy for Technology
and Subsystems

1 Atch
Rock

OFFICIAL FILE COPY

OFFICIAL FILE COPY

TDEW

7 DEC 1956

[REDACTED]
Fairfield, Illinois
[REDACTED]

The analysis performed by the materials laboratory at Wright-Patterson has now been completed and the object was determined to be concretion (rock). Our analysis is attached for your information. Also attached is the preliminary report of the analysis performed by the Geology Department of Northwestern University and two photos taken during our analysis.

Sincerely,

HECTOR QUINTANILLA, Jr
Captain, USAF
Chief, Aerial Phenomena
Branch

- 3 Attachments
1. W-P AFB Analysis
 2. Preliminary Report
by Northwestern
 3. Two photos of rock

cc: [REDACTED]
[REDACTED] (SOP)
[REDACTED] Illinois

OFFICIAL FILE COPY

NORTHWESTERN UNIVERSITY
EVANSTON, ILLINOIS

DEPARTMENT OF GEOLOGY

PRELIMINARY REPORT ON DR. HYNEK'S OBJECT

The following remarks are based on conversations with members of the Geology Department. Greater detail would require removal of a portion of the object for microscopic study.


This is a clay-ironstone concretion, with an outer rim of marcasite (FeS_2) and an interior probably of argillaceous siderite (FeCO_3). This concretion probably split along the original bedding of the host rock. It is definitely a terrestrial object. Concretions of this sort are common in the Pennsylvanian strata of Illinois.


November 27, 1963

[REDACTED]
[REDACTED]
[REDACTED] logy

FAIRFIELD, IL 29 Oct 63

Case includes one (1) piece of rock
one 3" x 4" photo,
two (2) 8" x 10" photos, $\frac{1}{2}$
two (2) negatives









Wright Field TDE
Foreign Technical
H. C. Friend.
Dayton Ohio.

October 29- 63.

AF 16-339-368

Dear Sirs.

u F O.

Lincoln Park, Michigan

44746217

came in at 1.20 am -125 am while waiting for garage door to open
i looked at moon, as i do driving home while out.
had car radio on Armstrong and quite buzzy. as i also noticed blue
flashes in sky over Grosse Isle way lower end of Detroit river.
saw moon clear, but some clouds around.

also noticed two white clouds. one at 10 o clock other at 4

THEN I SAW A BURST OF BLUE WITH FLASHES OF BLUE LIGHT AT ABOUT
5 o clock WITH FLASHES TRAVELING DOWN IN A LINE THRU 11-5
I was looking out my right side drivers window.

This lasted less than one min.

It was size of moon in one big splash, but when the other straight
flashes they looked light tracer bullet then blue went up in sky.
Nothing then. just a moon in the sky.

